

Meet the all-new  
Greenline 39



**Greenline**  
The Hybrid.



## Meet the New **Greenline 39**



The next generation of single engine Greenline feature:

- more speed
- more comfort
- more convenience
- better value at purchase
- reduced cost of ownership



# The New Greenline 39

The new Greenline 39 design has profited from the feedback of hundreds of users from all over the world. We improved every single point, from boarding the boat to hydrodynamics, from seaworthiness with low consumption to more speed and stability.

THE HULL DESIGN IS BASED ON A SERIES OF TANK TESTING WORK TO YIELD LOW DRAG - NEEDED FOR THE ELECTRIC SAILING MODE AND TO PROVIDE GOOD FUEL EFFICIENCY AND LONG RANGE - WHILE RETAINING THE HIGH-SPEED POTENTIAL OF THE YACHT. THE GREENLINE 39, BEING THE 5<sup>TH</sup> GENERATION OF THE GREENLINE HULL LINES, IS AIMING AT A TOP SPEED OF OVER 25 KNOTS, WHILE KEEPING THE EXCEPTIONAL EFFICIENCY AND TRACKING ABILITY FOR DISPLACEMENT SPEED SAILING.



## Outside View of the New **Greenline 39**



Following Greenline DNA and philosophy, the New Greenline 39 is paying respect to the environment, to other boaters and to ourselves. It pays back with immeasurable satisfaction.



With its open comfortable spaces and easy water access the new Greenline 39 is equally well-suited for fun and entertaining day trips or long cruises.



BE IT ONE OR TWO COUPLES OF SEASONED BOATERS, COMING FROM A POWERBOATING OR SAILING PEDIGREE, WHILE LOOKING FOR COMFORT AND EASE OF USE, OR FAMILIES WITH SMALL CHILDREN WHO LIKE THE OVERALL STABILITY, SAFETY AND A CHILD-FRIENDLY ENVIRONMENT - THE GREENLINE 36 HYBRID IS YOUR PREMIERE CHOICE.



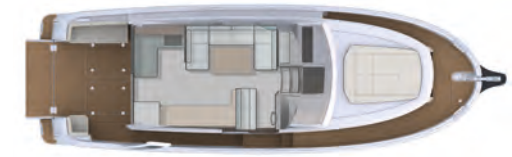
# Inside View of the New **Greenline 39**



Designed by world-renowned J&J Design, the new Greenline 39 delivers unbeatable comfort and usability for its class, allowing maximum enjoyment of every aspect while on board.



ALL AREAS OF THE NEW GREENLINE 36 HYBRID ARE EASY TO ACCESS AND CONVENIENT TO USE. REGARDLESS IF YOU ARE NAVIGATING AT THE HELM OR RELAXING ON ANCHOR, THE LIKE-HOME FEELING WILL STAY ALL THE TIME.



Thanks to ergonomic design, the Greenline 39 provides a smooth connection between the cockpit and salon space, the generous L-shaped galley, as well as the panoramic and generous views from the salon and the owner's cabin.



THE MAIN ATTRACTION BEHIND THE GREAT SUCCESS OF THE GREENLINE HYBRID RANGE IS UNEQUALLED WELLBEING, COMFORT AND CONVENIENCE OFFERED IN EVERY GREENLINE DESIGN. WE IMPLEMENTED PRACTICALITY AFFECTING THE EASE OF USE, AS WELL AS THE SAFETY AND COMFORT ABOARD, TO MAXIMIZE THE "FUN" FACTOR.






The spacious master cabin with generous standing headroom and home-sized beds delivers a cozy atmosphere. The aft cabin with twin beds, settee and closet also has excellent standing headroom and natural illumination. A separate head and shower provide more comfort and privacy.



STEP INSIDE THE LIVING AREA ON THE NEW GREENLINE 39 HYBRID AND IT UNEXPECTEDLY HAS THE FEELING OF BEING ONBOARD A MUCH LARGER BOAT.



# Standard Features of the New **Greenline 39**



5.7 kW Li-Po battery and inverter/charger



Large 240 l (8.5 ft<sup>3</sup>) fridge with freezer



The Greenline 39 is the first production yacht ever to offer an air conditioning/heating unit as a standard feature.



A wider asymmetrical side deck to starboard has a sliding door to the helm station for easy access during navigation, anchoring or docking.



Electric hatches



Induction cooking

# Interior Finishes of the New Greenline 39

---

**Option 1**

Wood and Furniture: White Oak



**Option 2**

Wood and Furniture: Teak




Seating: cream leather




Tapestry, floors and padding: beige carpeting



Counter top: HPL



Optional Counter top: off-white Kerrock



Flooring: Dark wood - Wenge

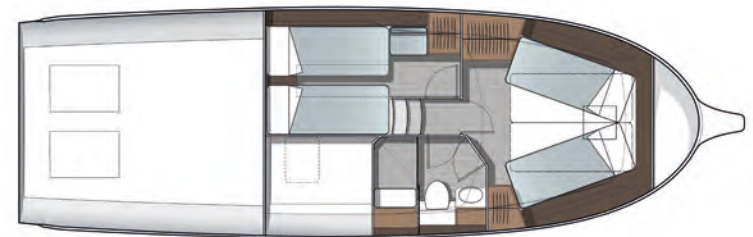
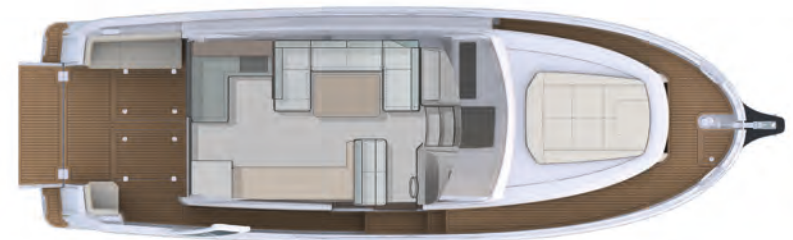


Metal fittings: satin stainless steel



# Main Dimensions of the New **Greenline 39**

Length overall	11.99 m
Waterline length	11.32 m
Hull variable V geometry	
Beam max	3.75 m
Draft at full load with std engine	0.90 m
Displacement empty ISO	7.0 T
Displacement full load	9.0 T
Fuel capacity	700 l
Fresh water capacity	400 l
Black water tank	80 l
Std. diesel engine Volvo D3	220 HP
Optional diesel engine Yanmar 8LV/370*	370 HP
Optional electric Mahle drive/generator power	10/7 kW
Photovoltaic (solar) power	1140 W
5.7 kW Li-Po battery and 5kW inverter	
Maximum speed at one third load std engine	18 knots
Maximum speed at one third load optional engine	25 knots
Maximum speed electric drive	6.5 knots
Cabins	2 + salon
Berths	4+2 opt.
Toilets/showers	1
CE Category	B
Design	J&J
Builder	SVP YACHTS



\* Hybrid propulsion not available with Yanmar engines



Design: Humanist; photo: Branko Cvek; 026 Masek; styling: Nataša Manjelić Cvek; thanks to Mueller

## SVP YACHTS

Authorized importer and distributor for USA and Canada:  
SVP YACHTS INC. | 954.381.1783 | [INFO@GREENLINEHYBRIDUSA.COM](mailto:INFO@GREENLINEHYBRIDUSA.COM)

Disclaimer: This document has no contractual value. SVP Yachts reserves the right to change specifications, dimensions, data and design features. The data presented in this document are based on field testing, tank testing and computer simulations; they are preliminary and for information only. Description and photos may contain and/or show optional equipment.